

ASX Release: 30 April 2012

Quarterly Activities Report For the three months ending March 2012

HIGHLIGHTS -

- **MAJOR NEW PORPHYRY COPPER DISCOVERY
AT JOHN HILL**
- **GREATER WHITEWASH, KIWI CARPET, JOHN HILL
STRIKE EXTENDED TO 20KM**
- **PQ DIAMOND METALLURGICAL DRILLING AT
WHITEWASH**
- **SLWQ COMMENCES DRILLING ON KILDARE JV**

John Hill Project, Queensland (EPM 14628)

Assay results for the first 10 of 13 drill holes at John Hill have confirmed the discovery of a large mineralised copper dominated porphyry system 10km north and along strike of the Company's Greater Whitewash Project. Key John Hill Project quarterly activities and attributes include:

- 13 holes for 3,251m (1,970m RC, 282m DD);
- Drilling to date has covered an area of approximately 1km²;
 - over a strike length (north – south) of 700m; a width (east – west) of 1,300m; and to a depth of 550m.
 - See Figure 1 below for drill hole locations (complete and proposed)

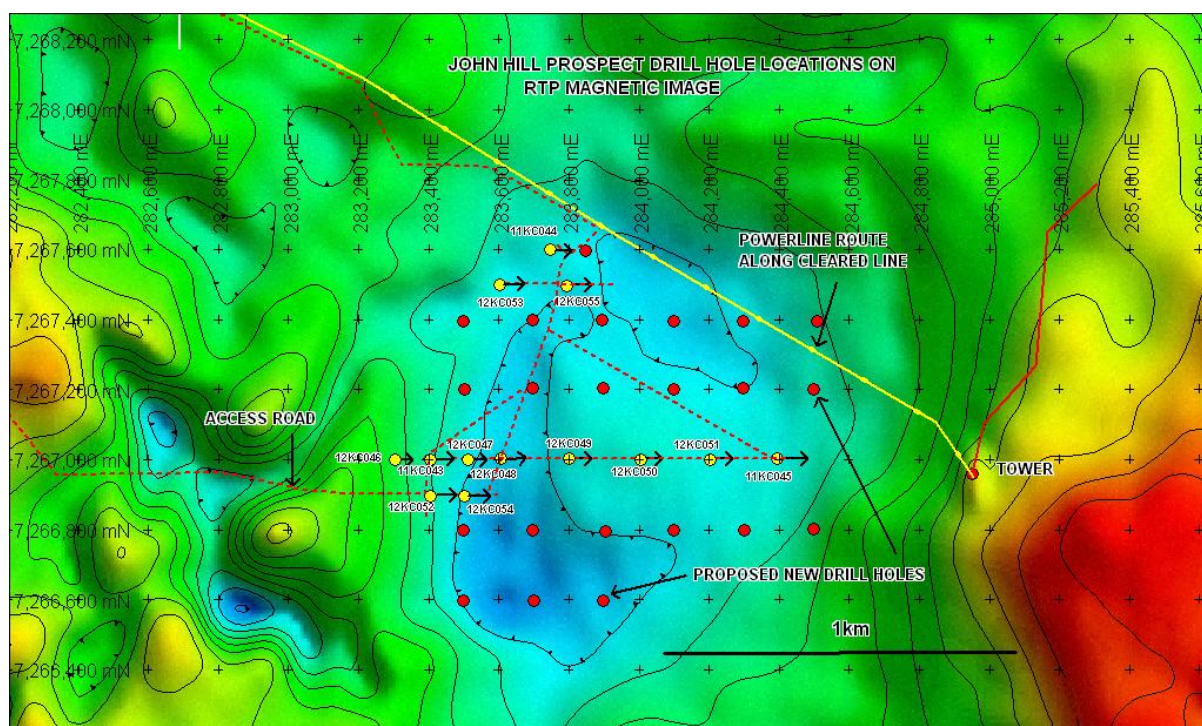


Figure 1: John Hill Project drill holes undertaken (yellow) and proposed (red).

- Similar poly-metallic mineralisation to Greater Whitewash Project, except a dominance of copper.
- Contains significant molybdenum and silver credits.
- Mineralisation is open in all directions including at depth.
- Mineralisation commences at or near surface.
- Situated 2.5km south, and along strike of the Kiwi Carpet Project (100% AQR) discovered by CRA, Kennecott and Oremco.
- 1.5km north and along strike from the Noddy's Creek prospect discovered and owned 100% by AQR.
- Has the potential to materially increase the size and economics of a Greater Whitewash processing mill.

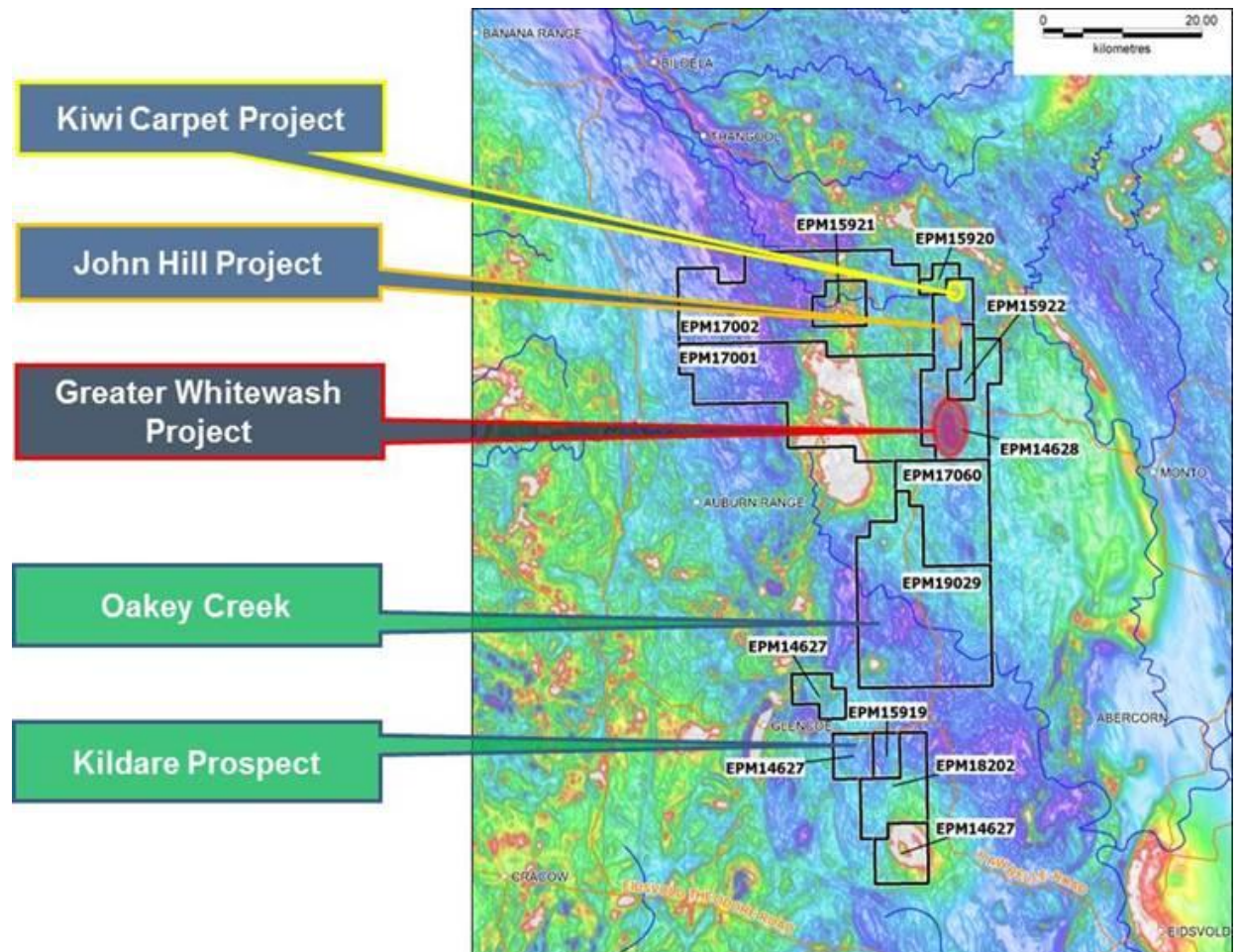


Figure 2 - Tenement Map

Greater Whitewash Project, Queensland (EPM 14628)

One PQ size metallurgical diamond hole (403m) was drilled at Greater Whitewash to a depth of 100m during the quarter. The purpose of this hole was to provide additional diamond core for further metallurgical studies. However significant mineralisation was observed at the bottom of this hole resulting in the hole being extended to 400m using NQ size diamond rods.

Photo 1



Photo 1 shows copper mineralisation at 46m of this PQ hole.

Photo 2




Photo 2 shows molybdenum mineralisation at 91m, near the bottom of the PQ section of this hole.

Work planned for Q2 and Q3 on the Greater Whitewash Project includes preliminary pre-feasibility study items such as further metallurgical testing, process flow-sheet assessment, pit optimisation studies, infrastructure studies, and commencement of environmental base line studies.

Kildare Project, Queensland (EPM 14627: JV - AQR 35%, SLW Minerals 65%)

During the Quarter, drilling commenced at Kildare and 11 RC holes were completed for 2,289m. Drilling was suspended due to excessive rain and will recommence in the 3rd Quarter 2012.

Significant molybdenum mineralisation was observed in several holes.

Other Areas, Queensland (EPMs 15921, 15920)

Planned drilling at 7B was abandoned due to excessive rain. This drilling may take place in the 3rd Quarter 2012.

Soil sampling and geological mapping continued on various other tenements owned by AQR.

Corporate

Hamish Collins commenced work as Managing Director on 28 March 2012. Mr Collins' key mandates include:

- progressing the Greater Whitewash Project to feasibility level;
- advancing the John Hill and Kiwi Carpet Projects to resource levels;
- investigate and advance discussions with potential joint venture parties to assist funding of full feasibility study of Greater Whitewash Project; and
- seek and evaluate further good fit copper opportunities.

The Company has agreed to loan two employees funds to purchase an aggregate of 450,000 AQR shares by way of employee incentive. The loans are interest free and, as and when the employee sells the shares after a vesting period, the loan amount in respect of the shares sold must be repaid. The loans are limited recourse so that, if the proceeds on sale are less than the outstanding loan, the Company's recourse is limited to the share sale proceeds.

Exploration Expenditure

During the quarter, the company expended approx. \$880,000 on exploration activities.

As at 31 March the Company has cash reserves of approximately \$1.050m.

Appendix 5B

The Company's Appendix 5B cash report is attached.

Yours sincerely,



Hamish Collins

Managing Director

The information in this report that relates to exploration results and mineral resources is based on information compiled by John Goody Director of Exploration, Aussie Q Resources Limited and supervised by Dr. Richard Haren who is a Member of The Australasian Institute of Mining and Metallurgy and who has sufficient experience which is relevant to the style of mineralization and type of deposit under consideration and to the activity undertaken to qualify as a Competent Person as defined in the 2004 Edition of the Australasian Code for Reporting of Exploration Results, Mineral Resources and Ore Reserves. Dr. Richard Haren is a self employed consultant who consults to AQR and has consented to the inclusion in this report of the matters based on this information in the form and context which it appears.

Appendix 5B

Mining exploration entity quarterly report

Introduced 01/07/96 Origin Appendix 8 Amended 01/07/97, 01/07/98, 30/09/01, 01/06/10, 17/12/10

Name of entity

AUSSIE Q RESOURCES LIMITED

ABN

91 121 964 725

Quarter ended ("current quarter")

31 March 2012

Consolidated statement of cash flows

Cash flows related to operating activities		Current quarter \$A'ooo	Year to date (9 months) \$A'ooo
1.1	Receipts from product sales and related debtors		
	- Service Fees	111	151
1.2	Payments for (a) exploration & evaluation	(879)	(1,665)
	(b) development	-	-
	(c) production	-	-
	(d) administration	(252)	(1,049)
1.3	Dividends received	-	-
1.4	Interest and other items of a similar nature received	17	87
1.5	Interest and other costs of finance paid	-	-
1.6	Income taxes paid	-	-
1.7	Other (provide details if material)		
	- GST Payments	(5)	(34)
Net Operating Cash Flows		(1,008)	(2,510)
Cash flows related to investing activities			
1.8	Payment for purchases of: (a) prospects	-	-
	(b) equity investments	-	-
	(c) other fixed assets	(9)	(13)
1.9	Proceeds from sale of: (a) prospects	-	-
	(b) equity investments	-	-
	(c) other fixed assets	-	-
1.10	Loans to other entities	-	-
1.11	Loans repaid by other entities	-	-
1.12	Other (provide details if material)	-	-
Net investing cash flows		(9)	(13)
1.13	Total operating and investing cash flows (carried forward)	(1,017)	(2,523)

+ See chapter 19 for defined terms.

Appendix 5B
Mining exploration entity quarterly report

1.13	Total operating and investing cash flows (brought forward)	(1,017)	(2,523)
	Cash flows related to financing activities		
1.14	Proceeds from issues of shares, options, etc.	-	200
1.15	Proceeds from sale of forfeited shares	-	-
1.16	Proceeds from borrowings	-	-
1.17	Repayment of borrowings	-	-
1.18	Dividends paid	-	-
1.19	Other (provide details if material)	-	-
	Net financing cash flows	-	200
	Net increase (decrease) in cash held	(1,017)	(2,323)
1.20	Cash at beginning of quarter/year to date	2,067	3,373
1.21	Exchange rate adjustments to item 1.20	-	-
1.22	Cash at end of quarter	1,050	1,050

Payments to directors of the entity and associates of the directors
Payments to related entities of the entity and associates of the related entities

		Current quarter \$A'000
1.23	Aggregate amount of payments to the parties included in item 1.2	161
1.24	Aggregate amount of loans to the parties included in item 1.10	Nil

1.25 Explanation necessary for an understanding of the transactions

Transactions include the payment of Consultancy fees to the associated entities of the Directors, R. Haren & J. Goody, the payment of Superannuation and Directors fees to the Directors, R. Haren, E. Newman, S. Griff & T. Mann, as well as the reimbursement of ordinary expenditure incurred by Directors.

Non-cash financing and investing activities

2.1 Details of financing and investing transactions which have had a material effect on consolidated assets and liabilities but did not involve cash flows

2.2 Details of outlays made by other entities to establish or increase their share in projects in which the reporting entity has an interest

+ See chapter 19 for defined terms.

Financing facilities available

Add notes as necessary for an understanding of the position.

The company has a corporate credit card facility for the purpose of company expenses. There are four cards issued with a combined credit limit of \$30,000.

	Amount available \$A'000	Amount used \$A'000
3.1 Loan facilities	Nil	Nil
3.2 Credit standby arrangements	30	Nil

Estimated cash outflows for next quarter

	\$A'000
4.1 Exploration and evaluation	100
4.2 Development	-
4.3 Production	-
4.4 Administration	400
Total	500

Reconciliation of cash

Reconciliation of cash at the end of the quarter (as shown in the consolidated statement of cash flows) to the related items in the accounts is as follows.

	Current quarter \$A'000	Previous quarter \$A'000
5.1 Cash on hand and at bank	1,050	2,067
5.2 Deposits at call	-	-
5.3 Bank overdraft	-	-
5.4 Other (provide details)	-	-
Total: cash at end of quarter (item 1.22)	1,050	2,067

Changes in interests in mining tenements

	Tenement reference	Nature of interest (note (2))	Interest at beginning of quarter	Interest at end of quarter
6.1 Interests in mining tenements relinquished, reduced or lapsed	Nil			

+ See chapter 19 for defined terms.

Appendix 5B

Mining exploration entity quarterly report

6.2	Interests in mining tenements acquired or increased	Nil			
-----	---	-----	--	--	--

Issued and quoted securities at end of current quarter

Description includes rate of interest and any redemption or conversion rights together with prices and dates.

		Total number	Number quoted	Issue price per security (see note 3) (cents)	Amount paid up per security (see note 3) (cents)
7.1	Preference securities (description)	N/A			
7.2	Changes during quarter (a) Increases through issues (b) Decreases through returns of capital, buy-backs, redemptions	N/A			
7.3	*Ordinary securities	147,222,440	147,222,440		
7.4	Changes during quarter (a) Increases through issues (b) Decreases through returns of capital, buy-backs	2,000,000 200,000	2,000,000 200,000	10 18 (pursuant to a limited recourse loan issued by the Company).	10 18
7.5	*Convertible debt securities (description)	N/A			
7.6	Changes during quarter (a) Increases through issues (b) Decreases through securities matured, converted	N/A			
7.7	Options (description and conversion factor)	N/A		Exercise price	Expiry date
7.8	Issued during quarter	N/A			

+ See chapter 19 for defined terms.

7.9	Exercised during quarter	N/A			
7.10	Expired during quarter	250,000	N/A	20	31 January 2012
7.11	Debentures (totals only)	N/A			
7.12	Unsecured notes (totals only)	N/A			

Compliance statement

- 1 This statement has been prepared under accounting policies which comply with accounting standards as defined in the Corporations Act [or other standards acceptable to ASX](#) (see note 5).
- 2 This statement does /does not* (*delete one*) give a true and fair view of the matters disclosed.



Sign here: Date: 30/4/2012
(Director/Company secretary)

Print name: Stephen Lonergan
.....

Notes

- 1 The quarterly report provides a basis for informing the market how the entity's activities have been financed for the past quarter and the effect on its cash position. An entity wanting to disclose additional information is encouraged to do so, in a note or notes attached to this report.
- 2 The "Nature of interest" (items 6.1 and 6.2) includes options in respect of interests in mining tenements acquired, exercised or lapsed during the reporting period. If the entity is involved in a joint venture agreement and there are conditions precedent which will change its percentage interest in a mining tenement, it should disclose the change of percentage interest and conditions precedent in the list required for items 6.1 and 6.2.
- 3 **Issued and quoted securities** The issue price and amount paid up is not required in items 7.1 and 7.3 for fully paid securities.
- 4 The definitions in, and provisions of, *AASB 6: Exploration for and Evaluation of Mineral Resources* and *AASB 107: Statement of Cash Flows* apply to this report.

+ See chapter 19 for defined terms.

- 5 **Accounting Standards** ASX will accept, for example, the use of International Financial Reporting Standards for foreign entities. If the standards used do not address a topic, the Australian standard on that topic (if any) must be complied with.

== == == == ==