



WALFORD CREEK:
*AUSTRALIA'S LARGEST COPPER-COBALT
DEVELOPMENT PROJECT*

February 2019

IMPORTANT INFORMATION

This document has been prepared by Aeon Metals Limited (Aeon) for the purpose of providing a comprehensive company and technical overview to interested analysts and investors. This document is not a prospectus and should not be considered an offer or an invitation to acquire shares in Aeon or any other financial product.

Any statements, opinions, projections, forecasts or other material contained in this document (Information) is presented by Aeon for use only by the company or person to whom it is presented and do not constitute any commitments, representations or warranties by Aeon or its officers, agents, employees or associates. Except as required by law, no responsibility or liability is accepted by Aeon or any of its officers, employees, agents or associates, nor any other person, for the Information or for any action taken by the recipient or any of the recipient's officers, employees, agents or associates on the basis of the Information.

Forward-looking statement, opinions and estimates provided in this Information are based on assumptions and contingencies which are subject to change without notice, as are statements about market and industry trends, which are based on interpretations of current market conditions. Forward-looking statements include projections, guidance on future earnings and estimates and are provided as a general guide only and should not be relied upon as an indication or guarantee of future performance. Past performance information given in this Information is given for illustrative purposes and should not be relied upon as (and is not) an indication of future performance. Aeon undertakes no obligation to revise the forward-looking statements included in this Information to reflect any future events or circumstances.

The Information does not constitute investment, legal, accounting, regulatory, taxation or other advice and does not take into account your investment objectives or legal, accounting, regulatory, taxation or financial situation or particular needs. Recipients of this document must make their own independent investigations, consideration and evaluation. By accepting this document, the recipient agrees that if it proceeds further with its investigations, consideration or investment evaluation, it shall make and rely solely upon its own investigations and enquiries, and will not in any way rely upon this document.

COMPETENT PERSONS STATEMENT

The data in this report that relates to Mineral Resource Estimates for the Walford Creek Deposit and Vardy Zone Deposit is based on information evaluated by Mr Simon Tear who is a Member of The Australasian Institute of Mining and Metallurgy (MAusIMM) and who has sufficient experience relevant to the style of mineralisation and type of deposit under consideration and to the activity which he is undertaking to qualify as Competent Persons as defined in the 2012 Edition of the Australasian Code for Reporting of Exploration Results, Mineral Resources and Ore Reserves (the “JORC Code”). Mr Tear is a Director of H&S Consultants Pty Ltd and he consents to the inclusion in the presentation of the Mineral Resources in the form and context in which they appear.

The information in this report that relates to Exploration Targets and Exploration Results for the Walford Creek Deposit and Vardy Zone Deposit is based on information compiled Mr Dan Johnson who is a Member of the Australian Institute of Geoscientists and who has sufficient experience relevant to the style of mineralisation and type of deposit under consideration and to the activity which he is undertaking to qualify as a Competent Person as defined in the 2012 Edition of the Australasian Code for Reporting of Exploration Results, Mineral Resources and Ore Reserves (the “JORC Code”). Mr Dan Johnson is a full-time employee of Aeon Metals and consents to the inclusion in the presentation of the Exploration Targets and Exploration Results in the form and context in which they appear.

BOARD & MANAGEMENT TEAM AND CAPITAL STRUCTURE





CHAIRMAN, PAUL HARRIS
27 years' experience in financial markets and resources investment banking. Previously MD, Head of Metals and Mining at Citi.



MANAGING DIRECTOR, HAMISH COLLINS
27 years' experience in mining industry and mining investment banking, including M&A and project financing.



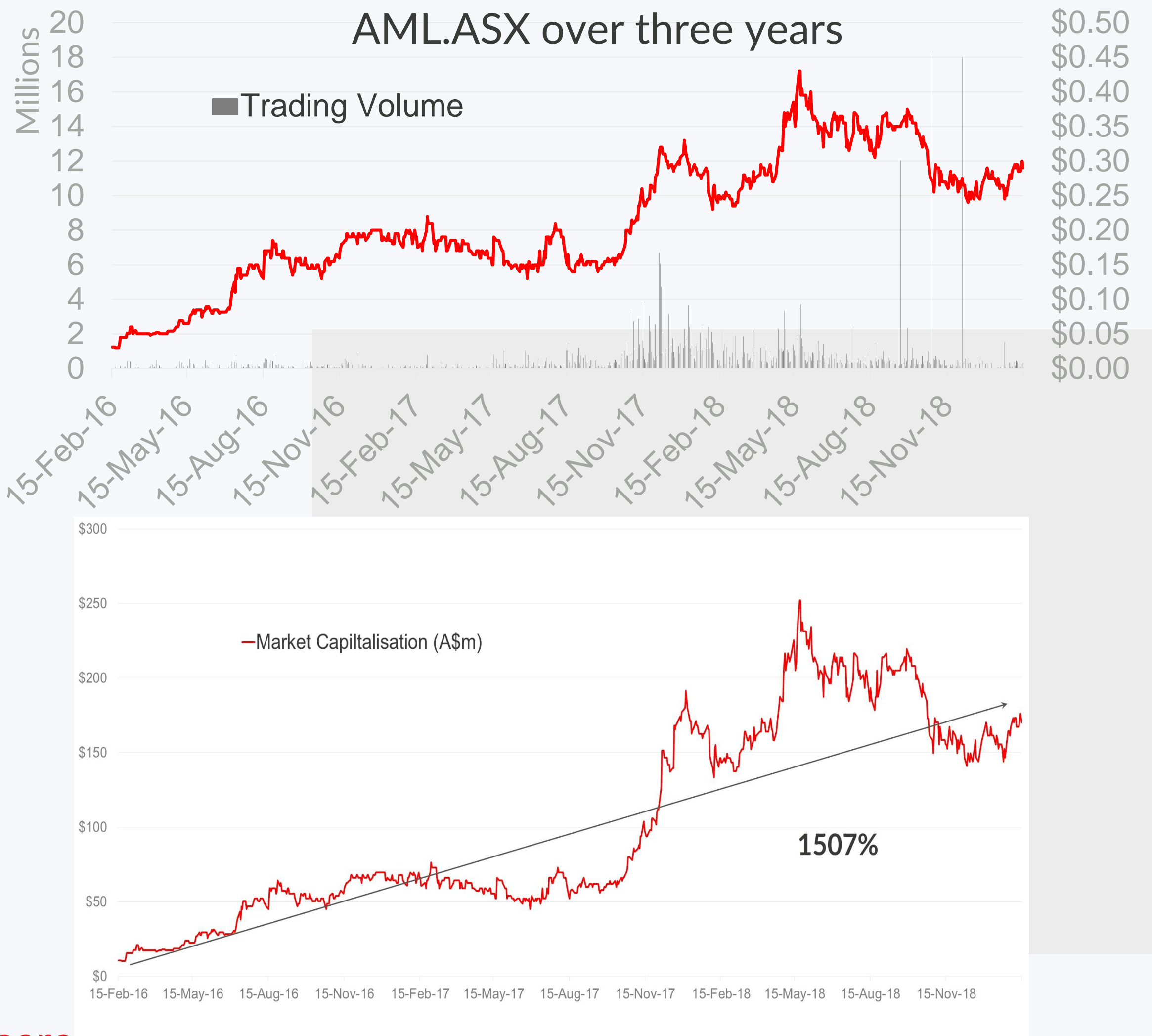
NON-EXEC DIRECTOR, STEPHEN LONERGAN
More than 30 years involvement as director, legal counsel and/or company secretary for Australian and international mining companies. Mr Lonergan has been Company Secretary of Aeon Metals Limited since 28 September 2006.



NON-EXEC DIRECTOR, IVAN WONG
More than 26 years experience in running various businesses in Australia. Mr Wong has well established connections in China.



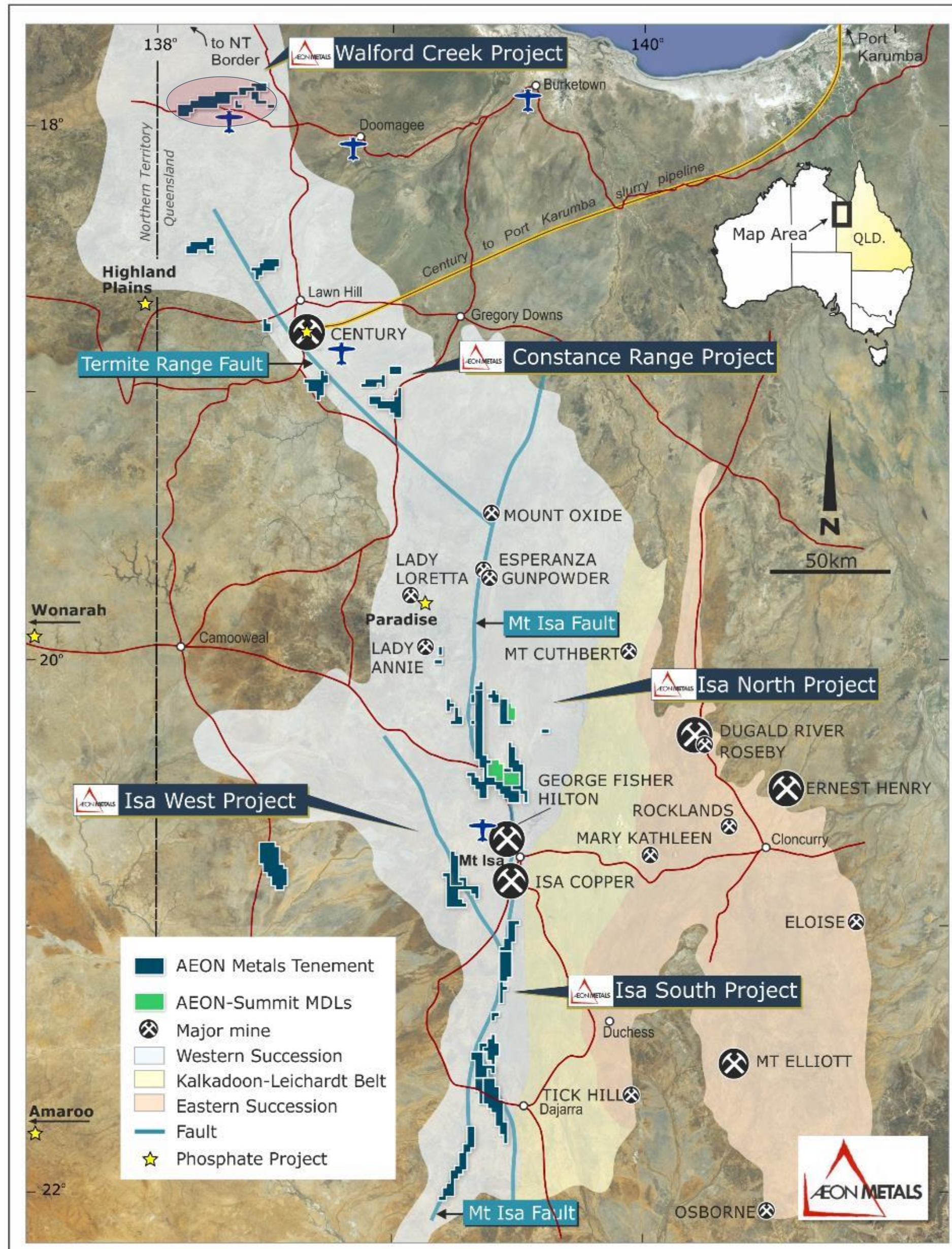
EXPLORATION MANAGER, DAN JOHNSON
More than 30 years experience in exploration management in Australia and overseas.



1. As at 15 February 2019.
2. As at 31 December 2019.
3. 85M with strike of \$0.16 for face value of ~\$13.6M. Expiry 17 Dec 2019..
4. Approximate and inclusive of capitalised interest as per 31 Dec 2018. Due 17 Dec 2019

Research Analyst

A WORLD-CLASS COPPER-COBALT PROJECT



- ➔ 100% AML owned Walford Creek Project
- ➔ The highest grade significant cobalt deposit in Australia
- ➔ Material upside along +20km strike

HISTORICAL DRILLING ~88,420m

▪ 1989-1996: WMC	93 holes (DD/RC)	= 16,100m
▪ 2004-2006: Copper Strike	30 holes (RC)	= 3,500m
▪ 2010-2012: Aston Metals	92 holes (DD/RC)	= 15,000m
▪ 2014-2018: Aeon Metals	245 holes (DD/RC)	= 53,820m

➔ The 2019 Resource¹ estimates underpin Walford Creek economic development:

➔ Copper Lode Resource containing:

- **17.6Mt @ 1.14% Copper and 0.13% Cobalt** (also 0.87% Pb, 0.74% Zn and 28g/t Ag)

PLUS

➔ Cobalt Peripheral Resource containing:

- **19.8Mt @ 0.10% Cobalt** (also 0.16% Cu, 0.99% Zn, 0.84% Pb and 22g/t Ag)

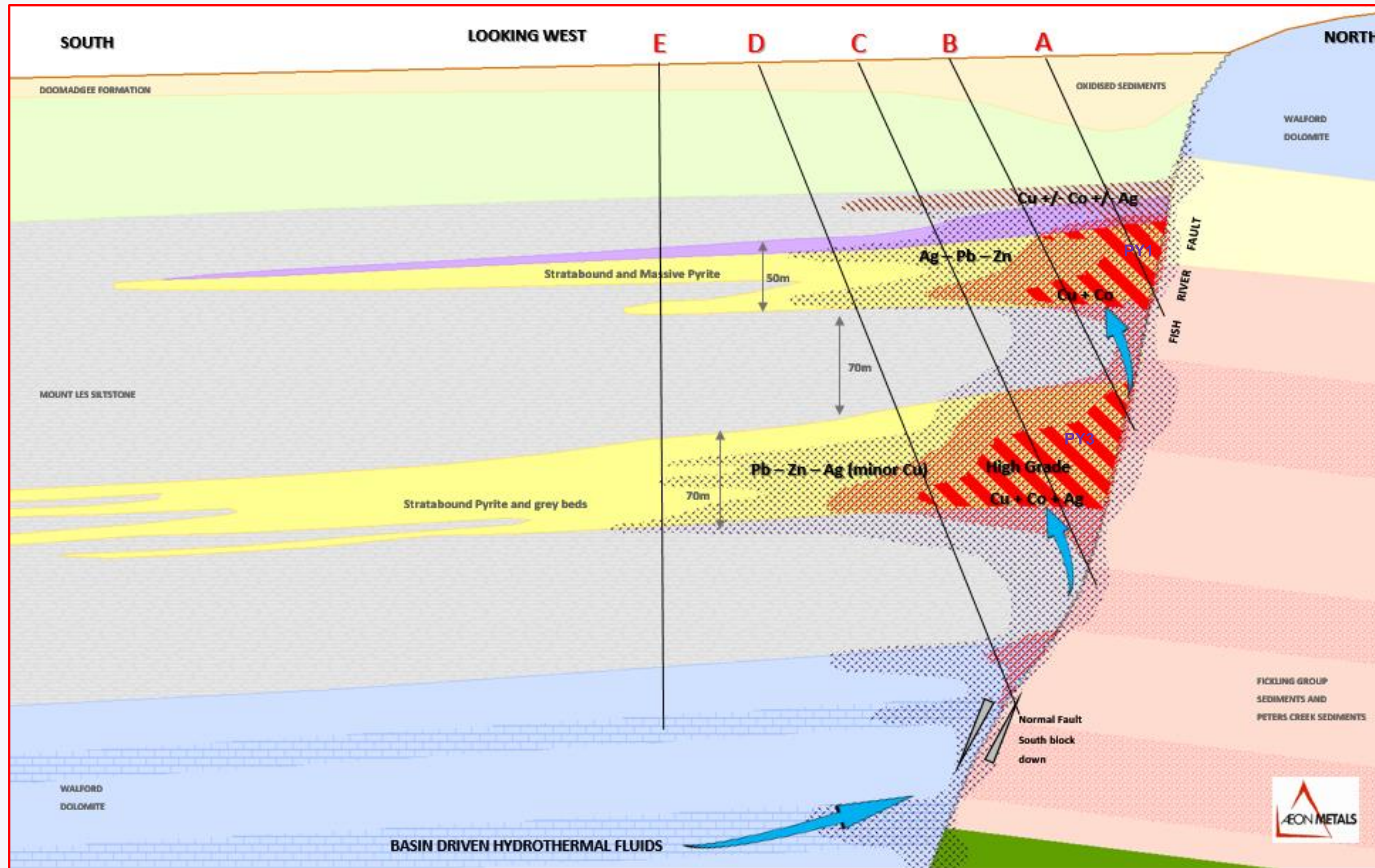
➔ Advanced copper and cobalt project:

- Leading Australian copper development.
- The highest grade significant cobalt deposit in Australia

➔ Leveraged to strong growth in cobalt and copper prices

1. See 25 February 2019 ASX announcement for Resource details.

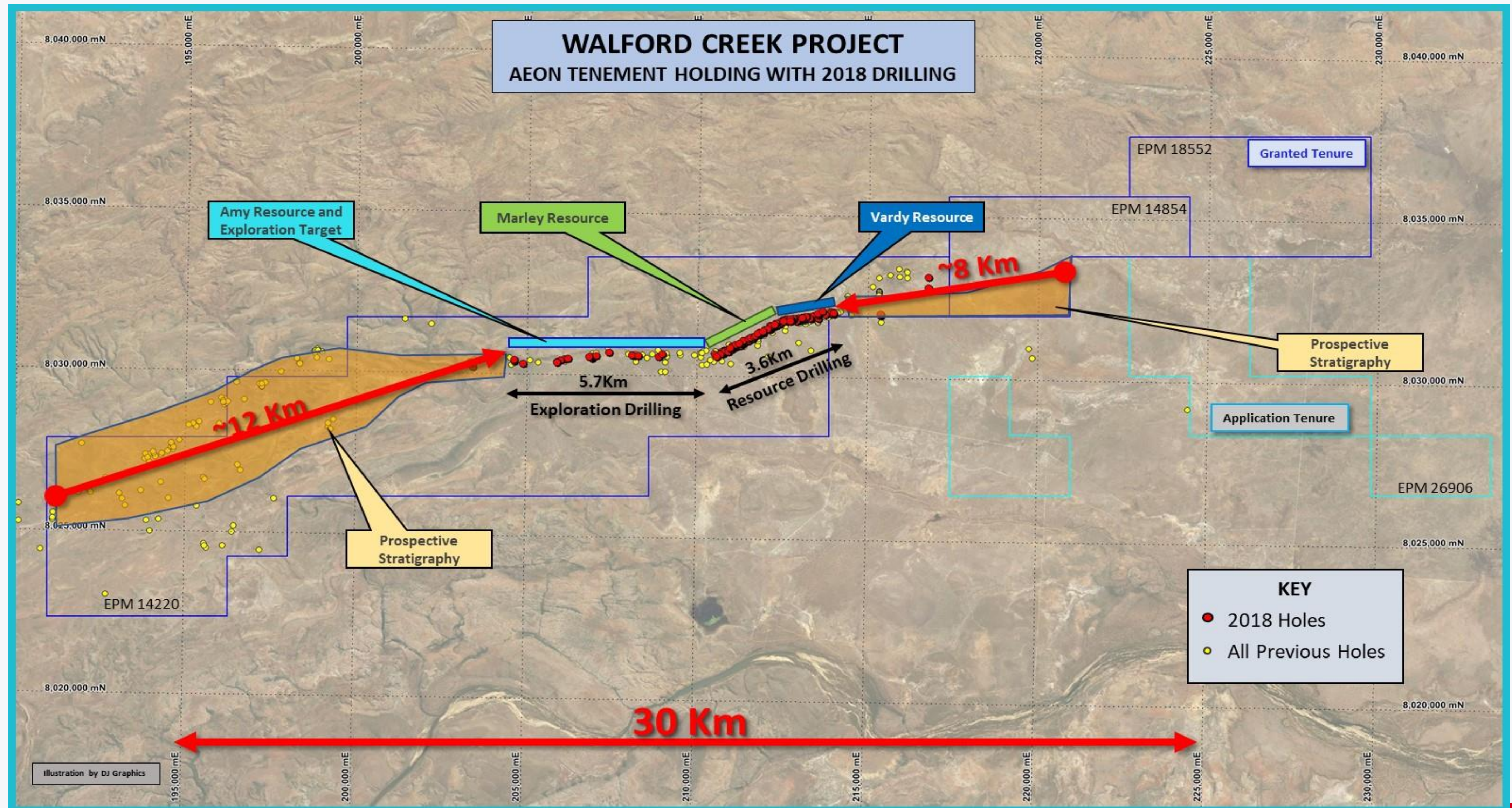
GEOLOGICAL CODE UNLOCKED




- ➔ Mineralisation is both **structurally** and **lithologically** controlled – Fish River Fault (FRF) and Pyrite Units (PY1 and PY3).
- ➔ PY1 from ~25m. PY3 from ~140m
- ➔ Sedimentary exhalative (SEDEX) deposit - **Massive sulphides**
- ➔ Pyrite lenses containing Pb-Zn-Ag.
- ➔ Secondary event: Cu-Co hydrothermal fluids reacting with pyrite units – dropping out on FRF.
- ➔ 2 distinct Resources:
 - Cu-Co
 - Flanking Co-Zn-Pb-Ag
- ➔ Resource over 3.6km strike of FRF.
- ➔ **FRF continues for +20kms.**

1. See Appendix 1 for geological model description related to A-D.

100% OWNED TENEMENT WITH +20KM STRIKE

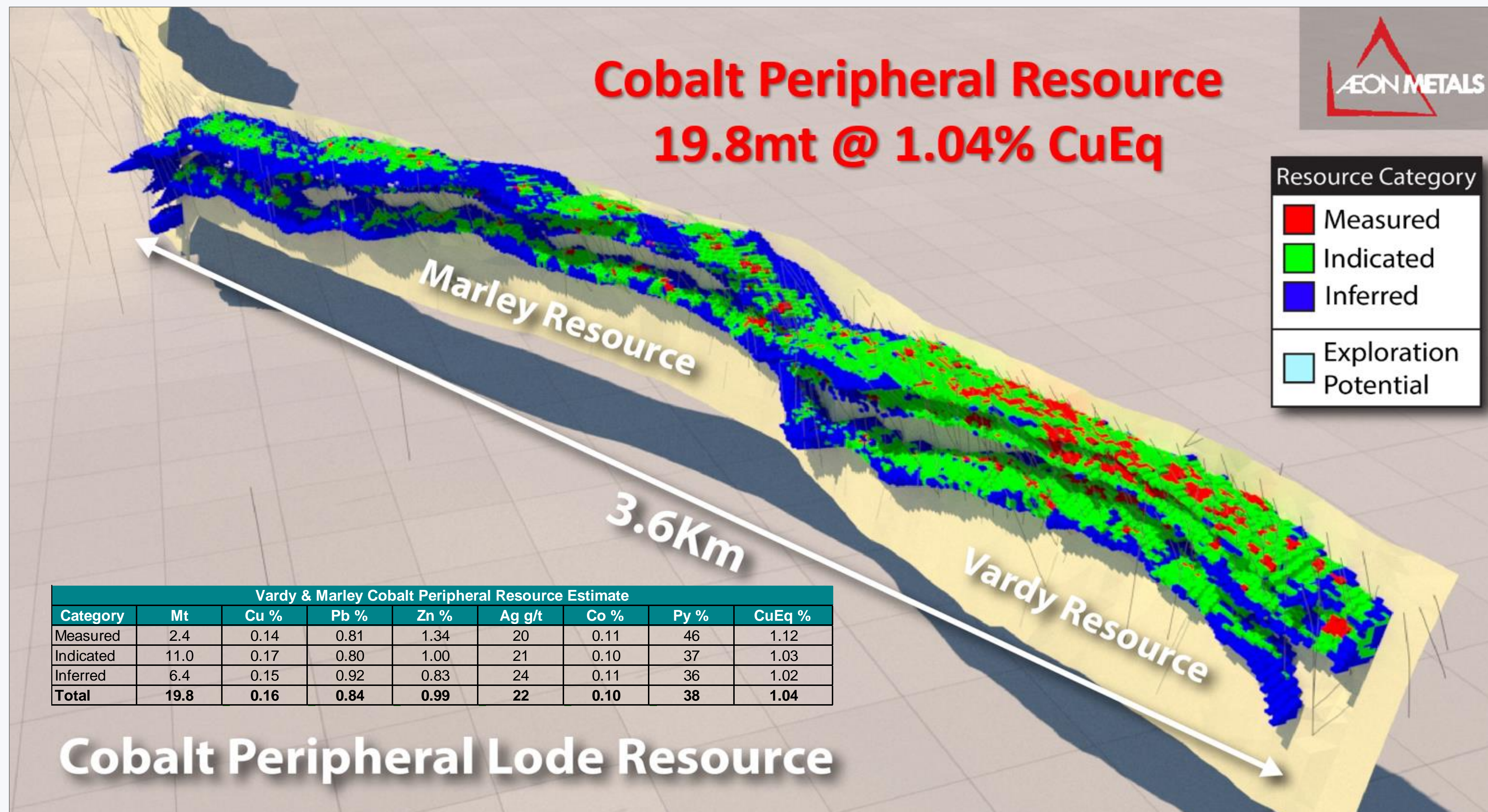


CURRENT RESOURCES (Feb 2019)

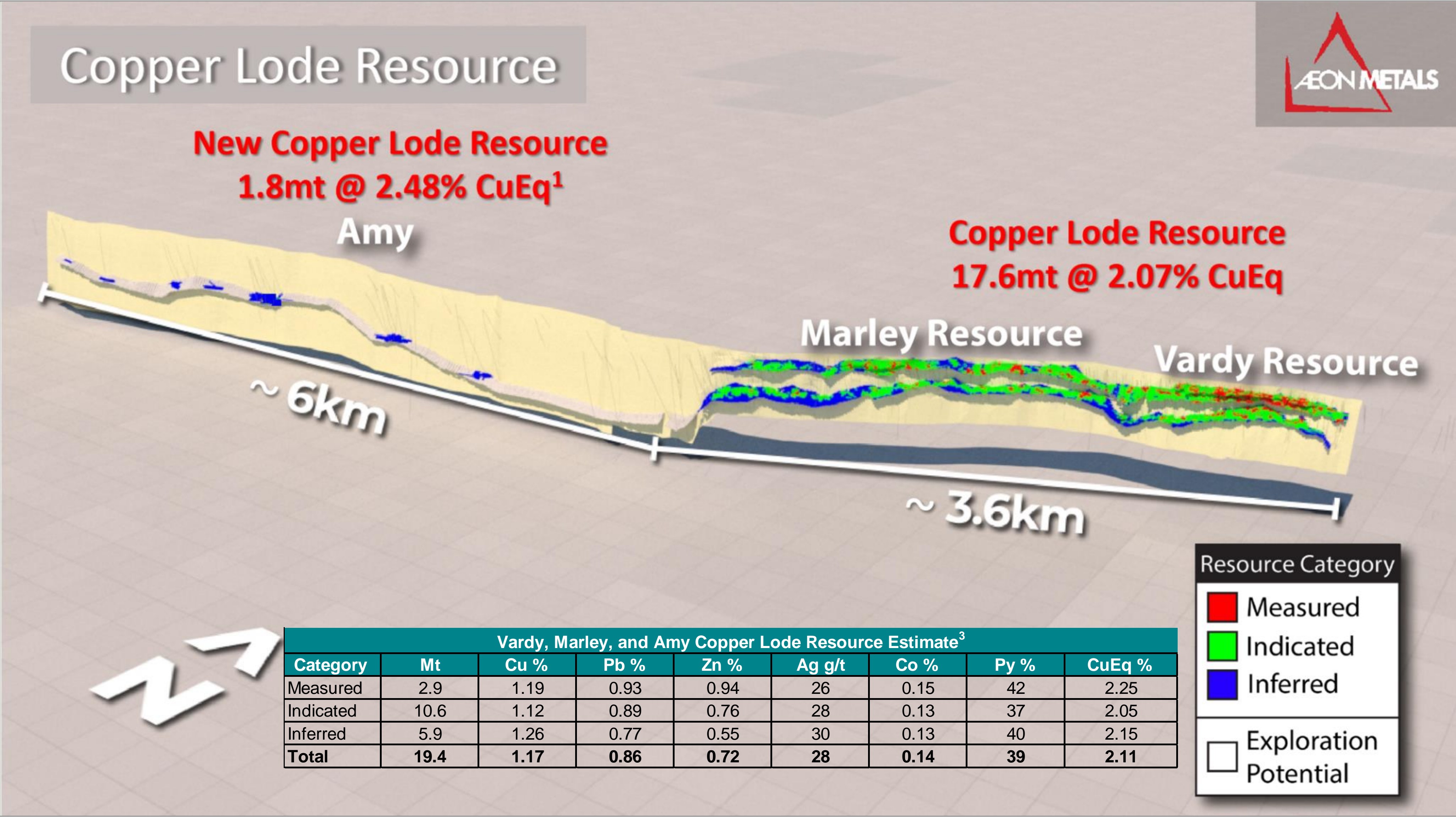


2. See Appendix 2 for assay results


CURRENT RESOURCES (Feb 2019)



CURRENT RESOURCES (Feb 2019)



2. See Appendix 2 for assay results



2018 DRILL PROGRAM

➔ 2018 Drill Program commenced in April and has been a huge success confirming:

- » Geological model along strike.
- » World class size potential.

➔ In-fill Drilling – circa 26,000m in order to facilitate Project Development:

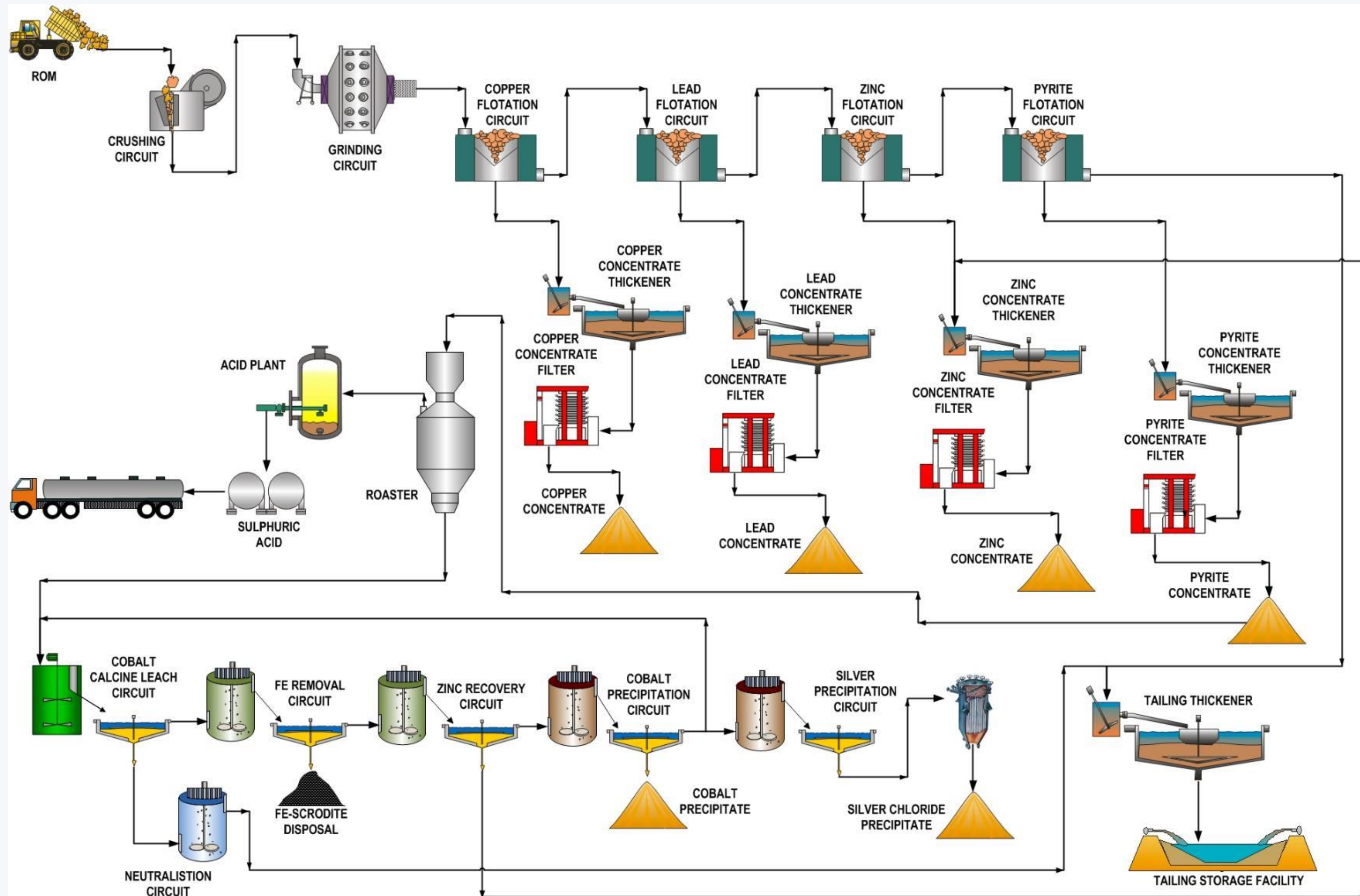
- » Vardy and Marley Zones

➔ Exploration “Along Strike” Drilling – circa 10,000m:

- » West of Marley – major drilling success identifying high grade copper and cobalt over 7.5km west of Marley.
 - » WFPD 292 – 2.5km along strike
 - » WFPD 304 – 3.7km along strike
 - » WFPD 352 – 4.6km along strike
 - » WFPD 378 – 5.7km along strike
 - » WFPD 406 – 4.5 km along strike

2018 Drilling - Significant Intercepts						
Hole No.	Intersect m	Cu %	Co %	Ag g/t	From m	Location
WFDD272	14	1.33	0.19	35	186	Marley
WFRC274	13	1.03	0.08	30	168	Vardy
WFPD280	33	1.60	0.08	28	145	Vardy
	incl 17	2.72	0.10	33	161	
WFPD281	9	1.83	0.21	15	83	Vardy
	and 21	1.38	0.23	33	171	
WFPD283	19	1.37	0.17	18	199	Vardy
WFPD292	18	1.39	0.11	32	390	Exploration
	incl 7	2.35	0.19	38	398	
WFRC295	21	1.40	0.07	17	77	Vardy
	incl 11	2.37	0.10	20	86	
WFPD298	16	2.13	0.24	27	161	Vardy
	and 38	0.76	0.12	38	276	
	incl 16	1.24	0.18	59	295	
WFRC299	29	0.73	0.14	21	90	Vardy
	incl 11	1.36	0.21	17	108	
WFDH304	19	1.20	0.10	23	348	Exploration
WFDD305	16	2.41	0.23	34	241	Marley
WFDD308	15	1.39	0.28	42	196	Marley
WFPD313	32	2.02	0.17	33	171	Marley
	incl 19	3.20	0.21	38	183	
WFPD334	36	1.47	0.15	18	231	Marley
	incl 14	3.42	0.15	21	234	
WFDD336	19	1.44	0.20	25	178	Marley
WFDD337	26	1.39	0.14	57	242	Marley
WFDD339	26	1.65	0.22	26	242	Marley
WFDH345	20	1.72	0.30	26	265	Marley
WFDH346	20	1.00	0.11	28	408	Exploration
WFDD350	12	1.17	0.32	26	174	Marley
WFDH352	42	2.55	0.29	41	332	Exploration
WFDH353	25	0.63	0.18	30	266	Marley
	incl 11	1.10	0.30	41	279	
WFDH355	19	0.91	0.15	52	259	Marley
WFDH363	47	1.59	0.15	30	152	Marley
	incl 27	2.25	0.21	30	170	
WFDH378	13	3.73	0.27	49	300	Exploration
	incl 9	5.10	0.36	59	300	
WFDH379	26	1.94	0.19	23	35	Vardy
WFDH404	20	0.76	0.16	47	473	Marley
	incl 12	1.07	0.18	52	480	
WFDH406	20	0.76	0.13	31	320	Exploration
	incl 10	1.14	0.18	35	322	
WFDH407	11	1.36	0.21	27	261	Marley
WFDH410	62	0.76	0.22	26	247	Vardy
	incl 28	1.27	0.37	34	263	
WFDH411	40	0.43	0.15	32	43	Vardy
WFDH412	10	0.81	0.15	25	38	Vardy
	and 19	0.78	0.11	13	57	
WFDH416	25	0.80	0.21	34	208	Vardy
	incl 19	1.00	0.25	34	213	

METALLURGICAL TESTWORK IN PROGRESS



- ➔ Refining metallurgical process parameters set out in the 18 April 2017 Cobalt Roasting Scoping Study:
 - Concentrator – Cu, Pb, Zn conc
 - Roaster – Co & Ag product, Sulphuric Acid
- ➔ Metallurgical testwork program designed by engineering consultant Wood plc
- ➔ 1.6t material utilized for flotation circuit testwork – near completion:
 - Communion testwork
 - Locked cycle tests
 - Bulk tests
 - Variability tests
 - Thickening and filtration
- ➔ 373kg cobalt concentrate sample produced – pilot plant roast in progress at Outotec facility in Frankfurt.

INDICATIVE PROJECT PARAMETERS

- ➔ Feasibility items (Mining, Metallurgy, Environmental, Infrastructure/Logistics) in progress utilising first class, respected consultants.
- ➔ Indicative Project Parameters based on Roasting Scoping Study¹ utilising 1.25mtpa Run-of-Mine Ore and subject to future modular expansion.
 - » Processing Facility – conventional components:
 - » Crush/grind -> Float Circuit -> Roast -> Sulphuric Acid Plant
 - » Producing (indicative only and subject to, amongst others, current testwork programs):
 - » ~70ktpa Copper concentrate containing ~ 20kt Copper metal
 - » ~3ktpa Cobalt product containing ~2kt Cobalt metal
 - » Lead, Zinc and Silver product
 - » ~500ktpa Sulphuric Acid
 - » Environmental - all long lead items well underway with base line studies implemented over 3yrs ago.
 - » On-site weather station
 - » Flora & Fauna draft complete
 - » Waste rock kinetics underway
 - » Water bores currently testing groundwater and aquifer characteristics
 - » Dust monitoring ongoing
 - » Infrastructure/Logistics:
 - » Self generation power (roast/solar)
 - » On site water
 - » Access – All government gazzeted roads

1. See announcement 18 April, 2017.


INDICATIVE TARGETS¹

- ➡ Infill and expansion (along strike) drilling – **COMPLETED 31 OCTOBER 2018**
- ➡ Resource Upgrade – **COMPLETED 25 FEBRUARY 2019**
- ➡ Metallurgical Flowsheet – **Q1/Q2 2019**
- ➡ Feasibility Study – **Q2/Q3 2019**
- ➡ Resource/Reserve/Exploration Drill Campaign – **Q2->Q4 2019**
- ➡ Mining Lease + Environmental Authority – **First Half 2020**

1. Subject to third parties complying with initial estimates.



WORLD CLASS MINERAL
SYSTEM



Cu-Co METAL LEVERAGE



MARKET TIMING

INVESTMENT SUMMARY

- ➔ Advanced copper and cobalt project:
 - Leading Australian copper development.
 - The highest grade significant cobalt deposit in Australia
- ➔ Leveraged to strong growth in cobalt and copper prices
- ➔ Clear and consistent exploration model
- ➔ 36,032m drill program completed
 - Resource upgrade successful
 - Substantial Resource upgrade potential
- ➔ Advanced process development studies underway
- ➔ Substantial tenement exploration upside linked to major (+20km) fault structure - **SUCCESS**

THANKYOU

Hamish Collins, Managing Director
Email: info@aeonmetals.com.au

Aeon Metals Mount Isa Office





APPENDICES

APPENDIX 1: GEOLOGICAL MODEL DESCRIPTION

- A. Shallow holes from 50m to 80m intercept both possible supergene mineralisation together with strong copper and cobalt mineralisation associated with the PY1 in close proximity to the FRF.
- B. Drilled behind the shallow holes. These holes from 70m to 110m can still hit some good grade of both copper, cobalt and flanking lead and zinc in PY1 but can intercept the FRF above the high grade in PY3 (in the green siltstone) thus missing the best copper and cobalt zone.
- C. These holes which can range from around 90m to 160m depth depending on depth to the PY1 and PY3 have been the holes which have recently targeted for potential bonanza style copper grades in the PY3 close to the FRF. Holes WFDD236 and WFDD238 are recent examples of the success of this deposit model targeting.
- D. These holes have been typically from 150m to greater than 300m and can end up having no mineralisation associated with the PY1 and can still be too far from the FRF to successfully intercept the 'sweet spot' in the PY3.
- E. Holes drilled too far from the FRF such as many of the WMC vertical holes. These were drilled in part to test the SEDEX Ag-Pb-Zn model. Some angled holes were simply drilled too far south of the fault

APPENDIX 2: HISTORICAL SIGNIFICANT INTERCEPTS

2010-2012 Drilling - 10 Sig Holes						
Hole No.	Intersect	Cu	Co	Ag	From	Location
	m	%	%	g/t	m	
WFDD87	27	1.60	0.36	26	76	Vardy
WFPD90	15	2.20	0.13	22	189	Vardy
WFPD98	20	1.00	0.07	20	166	Vardy
WFPD100	14	1.50	0.24	22	133	Vardy - PY1
WFPD128	8	1.40	0.09	17	166	Vardy
WFPD130	28	1.60	0.12	43	144	Vardy
WFPD132B	16	2.35	0.22	30	180	Vardy
WFPD135	20	1.40	0.16	23	30	Vardy - PY1
WFPD136	25	1.80	0.26	27	52	Vardy - PY1
WFPD138	35	1.20	0.24	31	46	Vardy - PY1
WFPD157	75	1.30	0.18	81	236	Marley

2014 Drilling - 5 Sig Holes						
Hole No.	Intersect	Cu	Co	Ag	From	Location
	m	%	%	g/t	m	
WFPD177	35	1.00	0.15	37	291	Marley
WFPD181	20	1.00	0.24	44	266	Marley
WFPD182	32	1.50	0.23	21	219	Marley
WFPD184	20	1.10	0.22	27	262	Vardy
WFPD185	15	2.10	0.15	26	242	Vardy

2016 Drilling - 15 Sig Holes						
Hole No.	Intersect	Cu	Co	Ag	From	Location
	m	%	%	g/t	m	
WFPD196	25	1.53	0.20	28	178	Vardy
WFDD198	21	1.11	0.09	22	183	Vardy
WFDD199	10	1.39	0.14	19	28	Vardy
WFDD200	32	2.70	0.25	32	34	Vardy - PY1
	<i>incl 18</i>	4.45	0.29	30	34	
WFDD201	26	1.28	0.08	26	187	Vardy
WFDD202	27	1.70	0.15	40	137	Vardy
WFDD203	4	4.70	0.07	30	35	Vardy - PY1
WFDD204	20	3.80	0.30	34	34	Vardy - PY1
WFDD205	20	2.00	0.22	57	123	Vardy
WFDD210	32	1.34	0.16	20	192	Vardy
	<i>incl 22</i>	1.84	0.21	25	192	
WFDD211	13	1.39	0.20	32	28	Vardy - PY1
WFRC213	16	2.98	0.09	43	39	Vardy - PY1
	<i>incl 10</i>	4.52	0.13	62	41	
WFDD220	15	1.29	0.22	20	46	Vardy - PY1
WFDD221	18	2.36	0.14	27	38	Vardy - PY1
WFDD222	11	1.79	0.24	50	60	Vardy - PY1

2017 Drilling - 15 Sig Holes						
Hole No.	Intersect	Cu	Co	Ag	From	Location
	m	%	%	g/t	m	
WFDD226	26	1.02	0.26	38	71	Vardy - PY1
	<i>incl 14</i>	1.42	0.31	37	71	
WFDD230	16	1.37	0.30	21	77	Vardy - PY1
	<i>incl 7</i>	2.72	0.37	22	81	
WFDD236	16	2.10	0.11	47	120	Vardy
	<i>incl 5</i>	5.12	0.14	87	121	
WFDD238	27	3.13	0.25	38	126	Vardy
	<i>incl 9</i>	6.85	0.18	50	135	
WFDD240	20	4.45	0.20	36	35	Vardy - PY1
WFRC250	16	1.30	0.06	13	100	Marley - PY1
	<i>incl 5</i>	3.52	0.12	23	102	
WFRC259	26	2.43	0.07	28	22	Vardy - PY1
	<i>incl 12</i>	5.07	0.10	37	34	
	<i>incl 7</i>	7.66	0.09	49	34	
WFDD263	9	2.00	0.24	25	143	Vardy
	and 25	2.20	0.16	18	169	
	<i>incl 10</i>	4.63	0.14	22	184	
WFDD264	31	1.10	0.21	33	186	Vardy
	<i>incl 22</i>	1.26	0.25	36	189	
	<i>incl 5</i>	2.18	0.49	42	202	
WFDD265	38	1.07	0.15	26	226	Vardy
	<i>incl 20</i>	1.41	0.16	25	244	
WFDD266	36	1.24	0.20	43	275	Vardy
	<i>incl 20</i>	1.86	0.30	64	288	
WFDD267	10	1.45	0.13	28	196	Vardy
WFDD268	22	2.00	0.31	37	201	Marley
WFDD269	13	1.56	0.30	28	98	Marley - PY1
WFDD270	45	2.21	0.32	43	185	Marley
	<i>incl 30</i>	2.99	0.44	50	188	